

Provider Training Package:

EFFECTIVE DELIVERY OF ORAL PRE-EXPOSURE PROPHYLAXIS FOR ADOLESCENT GIRLS AND YOUNG WOMEN

Joseph Murungu
Pangaea Zimbabwe AIDS Trust
PrEP Learning Network Regional Workshop

November 2019






Presentation Outline

- Background
- Development process
- Training objectives
- Scope
- Structure
- Other available training packages
- Conclusion



Background

- AGYW are a priority group for the provision of oral PrEP
 - None of the existing training materials, had been specifically designed for the provision of PrEP to AGYW
- Package developed to build the capacity of front line providers to deliver quality, client-centered, integrated oral PrEP and HIV prevention services to AGYW
- Providers undergoing this training would already have been trained in the process of providing HIV services in general
- The package has been developed for both clinical and non-clinical staff gearing up for PrEP provision




Source: Options Provider Training



Training package development process

Adaptation

- Adapted from various packages:
 - Southern African HIV Clinicians Society PrEP Training Package
 - WHO package
 - Local AGYW and PrEP country experience and resources



Invaluable

Field testing

Kenya:

OPTIONS Country Team:
LVCT experienced
health providers
in PrEP with AGYW

Zimbabwe: Mazowe
District, Zimbabwe –
health providers new
to AGYW and PrEP

South Africa: POWER AGYW
PrEP Study and Adolescent
Innovation Project Youth
Friendly Clinic – experienced
and new providers

Reviews and feedback:

- OPTIONS leadership
- USAID
- FHI 360

Incorporated recommendations from Provider KAP surveys



Training objectives

- Understand key components of youth-friendly SRH and combination HIV prevention service delivery, including oral PrEP services.
- Understand which AGYW are most likely to benefit from oral PrEP.
- Be familiar with specific country guidelines and protocols.
- Identify entry points and opportunities for discussing and offering oral PrEP.
- Understand the management of oral PrEP for AGYW.
- Identify ways to provide youth-friendly oral PrEP adherence and counselling support.
- Understand the range of specific knowledge, attitudes, and skills required to provide oral PrEP to AGYW.
- Raise awareness of own values and how these may influence communication with clients (both positively and negatively).



Scope: 7 modules

Module 1: Introduction to oral PrEP	Module 2: The provision of oral PrEP in the context of AGYW	Module 3: Important factors to consider when providing oral PrEP to AGYW	Module 4: Oral PrEP provision for AGYW: getting started	Module 5: Monitoring, follow- up, and adherence support for AGYW on oral PrEP	Module 6: Wrapping up	Module 7: Addendum: Initiation and clinical management of oral PrEP
<ul style="list-style-type: none">• Oral PrEP: the basics• What is combination prevention?• How effective is oral PrEP?• What are the differences among PrEP, PEP, and ART?• Overview of country-specific guidelines	<ul style="list-style-type: none">• Why oral PrEP for AGYW?• Adolescence: a dynamic time of change and transition• Providing oral PrEP in the context of adolescent- and youth-friendly services• Checking in with ourselves: our personal views and values about AGYW and PrEP• Unpacking youth-friendly services	<ul style="list-style-type: none">• Combination prevention: related services and entry points to PrEP• Gathering the evidence: what have we learned about oral PrEP and AGYW?	<ul style="list-style-type: none">• Generating demand: reaching AGYW• Risk assessments• Addressing myths, misconceptions, and fears• Factors influencing decisions to initiate or stay on oral PrEP• Key issues to discuss with AGYW in relation to PrEP	<ul style="list-style-type: none">• Promoting adherence and retention for AGYW using oral PrEP• Frequently asked questions	<ul style="list-style-type: none">• Key take-home messages• Resources for providing oral PrEP to AGYW	<ul style="list-style-type: none">• AGYW should follow the same procedures for initiation, follow-up, and maintenance as adults. This has been provided as an optional module.



Attachments

Attachment	Title	Brief description
1	Introduction to the OPTIONS AGYW Training Package	<ul style="list-style-type: none">• Overview of purpose, facilitation methodology, structure, guidance for use, and links
2	Act Like a Man, Act Like a Woman	<ul style="list-style-type: none">• Explores gender roles and gender norms, and the impact thereof on SRH and HIV
3	Exploring our Values	<ul style="list-style-type: none">• Sensitisation activities to explore values, attitudes and how these impact on service provision
4	HIV Self-Perceptions of Risk and Attitudes toward AGYW	<ul style="list-style-type: none">• Provides guidance on exploring risk with AGYW, doing a risk assessment and risk reduction counselling
5	Tips for Conducting a Risk Assessment	
6	Frequently Asked Questions (and Answers)	<ul style="list-style-type: none">• Q & A for frequently asked questions to dispel myths, and clarify misconceptions
7a, b	A variety of case scenarios for discussion, with notes for facilitators to guide discussion and answers.	<ul style="list-style-type: none">• A range of case scenarios to reinforce application of learning



Key themes and methodology

- Introduction to oral PrEP: the basics about PrEP; difference between PEP, ART and PrEP; who is PrEP intended for
- Key needs and issues faced by AGYW
- PrEP in the context of combination prevention
- Adolescent and youth friendly services – from both a client and health care provider perspective
 - Values clarification
- What we know about PrEP and AGYW? Building on research and experience
- Oral PrEP provision for AGYW
 - Clinical management of PrEP
 - Communicating with AGYW about risk, myths, and misconceptions
 - Initiation, monitoring, and follow-up of AGYW on PrEP
 - Supporting adherence

Presentation

Interactive
questions

Individual and
group reflection

Participative
learning

Values clarification

Case studies



Digging deeper: an example

Thinking
about AGYW
and PrEP ...

- We speak of *adolescent girls* and *young women* – what are the similarities and differences?
- In your experience – what typically characterises “adolescents” and “youth”- what are stereotypes, assumptions, and commonly held assumptions?
 - Which factors may be potential barriers to effective PrEP use?
 - Which factors are strengths and opportunities for PrEP use?



Key learnings from implementation

Adaptation to local context

- Package should be adapted to fit the needs of the country, participants and available time
- highlighted to add/adapt to country-specific information

Integration

- PrEP for AGYW should be integrated into a framework that includes HIV and SRH services; youth friendly and youth sensitive services; quality health care and rights

Reviews and updates

- PrEP use is an evolving area
- Package will require updating as new information regarding PrEP arises and implementation experiences accumulate

Post training support and mentorship

- Follow up support, supervision and mentorship
- Review implementation experiences and support to address challenges



Experiences from Zimbabwe

- Ministry of Health developed a standard comprehensive, integrated HIV prevention, care, treatment and support training package
 - Delivered through blended platforms
- PrEP training delivered as part of the integrated package as well as a standalone training in line with national PrEP Implementation Plan
- AGYW modules integrated into standard training package
 - Team of trainers reviewed package and adapted to local context
- Capacity building approach includes training of national and provincial trainers who cascade trainings to districts and facilities



Other training resources on PrEP

ICAP PrEP Implementation Training Package

- Aims to equip health care providers with the knowledge and skills necessary to provide quality PrEP services
- https://icap.columbia.edu/tools_resources/icap-pre-exposure-prophylaxis-prep-package-2/

PrEP Training Curriculum in Southern Africa

- Provides a comprehensive library of slides available to countries and partners to utilize and adapt for quality training and presentation
- <https://www.prepwatch.org/resource/prep-training-curriculum-module/>

WHO Training Materials

- A series of modules to planning and implementation of oral PrEP for a variety of stakeholders including clinical; community educators and advocates; counsellors; leaders; pharmacists; monitoring and evaluation; regulatory officials; site planning; strategic planning; testing providers; PrEP users; adolescents and young adults
- <https://www.who.int/hiv/pub/prep/prep-implementation-tool/en/>

LVCT Health Kenya Training Curriculum

- Aims to equip providers with skills around stereotyping, stigma and discrimination towards adolescent girls and young women and female sex workers
- <http://lvcthealth.org/images/pdf/prep/pretrainingmaterials.pdf>



Acknowledgements

- OPTIONS team members
- OPTIONS Provider Training Package: Effective Delivery of Oral Pre-exposure Prophylaxis for Adolescent Girls and Young Women. OPTIONS Consortium, August 2018. <https://www.prepwatch.org/prep-resources/training-materials/>

This program is made possible by the generous assistance from the American people through the U.S. Agency for International Development (USAID) in partnership with PEPFAR under the terms of Cooperative Agreement No. AID-OAA-A-15-00035. The contents do not necessarily reflect the views of USAID or the United States Government.

OPTIONS Consortium Partners



WHO Implementation Tool for Pre-Exposure Prophylaxis (PrEP) of HIV Infection Online Learning Resource Package

PrEP Learning Network Regional Workshop

Jason Reed, Jhpiego (Jason.reed@jpiego.org)

November 11, 2019

Johns Hopkins University Affiliate

jhpiego.org

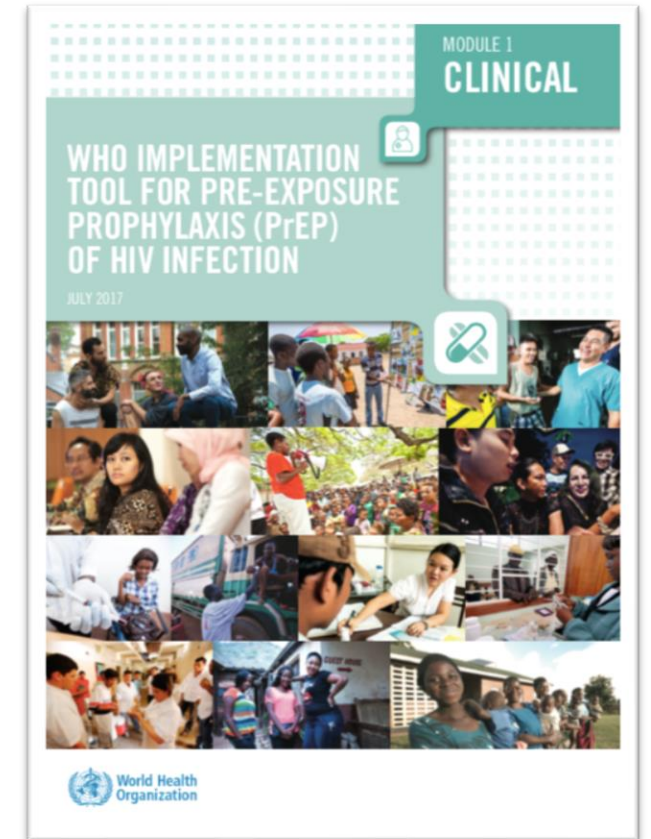


**World Health
Organization**



What is the PrEP eLearning Tool for Clinicians?

- Training tool for clinicians that is self-paced and interactive via the internet; free to everyone
- Aligned specifically with content from the **WHO Implementation Tool for PrEP of HIV**, Clinical Module
- Divided into 4 lessons, each taking approximately 45-60 mins
- Includes interactive, engaging visuals and narration accessible from computer and smart phones with internet access and audio



How is the PrEP eLearning Tool Structured?

- Course Overview
- Pre-test
- **Lesson 1:** Identifying Suitable PrEP Candidates
- **Lesson 2:** Starting and Managing PrEP (exact title of abbreviated description)
- **Lesson 3:** Special Situations Arising in Clients (exact title of abbreviated description)
- **Lesson 4:** Counseling and Effectiveness and Safety, and Avoiding Stigma (exact title of abbreviated description)
- Post-Test
- Certificate of Completion

Each Lesson Includes:

- Technical content
- Knowledge checks interspersed
- Quiz at the end

Lesson 1: Determining Eligibility


The screenshot shows a web-based eLearning interface. At the top, a teal banner contains the text "ORAL PRE-EXPOSURE PROPHYLAXIS (PrEP)" and "eLearning Tool for Clinicians". Below this, the main title "LESSON 1: Identifying Suitable Candidates for Oral PrEP Use" is displayed in white text on a teal background. The year "2019" is on the left, and "Estimated Duration: 1 hour, 10 minutes" is on the right. A large grey button labeled "BEGIN LESSON" is positioned to the right of the teal box. The background features a faint, light blue circuit-like pattern. At the bottom, there are logos for the World Health Organization and jhpiego (Johns Hopkins University Affiliates). A video player control bar is visible at the very bottom of the interface.


ORAL PRE-EXPOSURE PROPHYLAXIS (PrEP)
eLearning Tool for Clinicians

LESSON 1:
Identifying Suitable Candidates for
Oral PrEP Use

2019 Estimated Duration: 1 hour, 10 minutes

BEGIN LESSON

 World Health Organization

 **jhpiego**
Johns Hopkins University Affiliates

Lesson 2: Initiating clients on PrEP

The screenshot shows a web-based eLearning interface. At the top, a teal banner contains the text "ORAL PRE-EXPOSURE PROPHYLAXIS (PrEP)" and "eLearning Tool for Clinicians". Below this, the main title "LESSON 2: Initiating Oral PrEP in a Client" is displayed in large white letters. To the right of the title, there is a small icon of a pill. Below the title, the year "2019" is on the left and "Estimated Duration: 45 minutes" is on the right. A large grey button with the text "BEGIN LESSON" is positioned to the right of the teal banner. At the bottom of the interface, there are logos for the "World Health Organization" and "jhpigo" (Johns Hopkins University Affiliate). A video player control bar is visible at the very bottom of the screen.

ORAL PRE-EXPOSURE PROPHYLAXIS (PrEP)
eLearning Tool for Clinicians

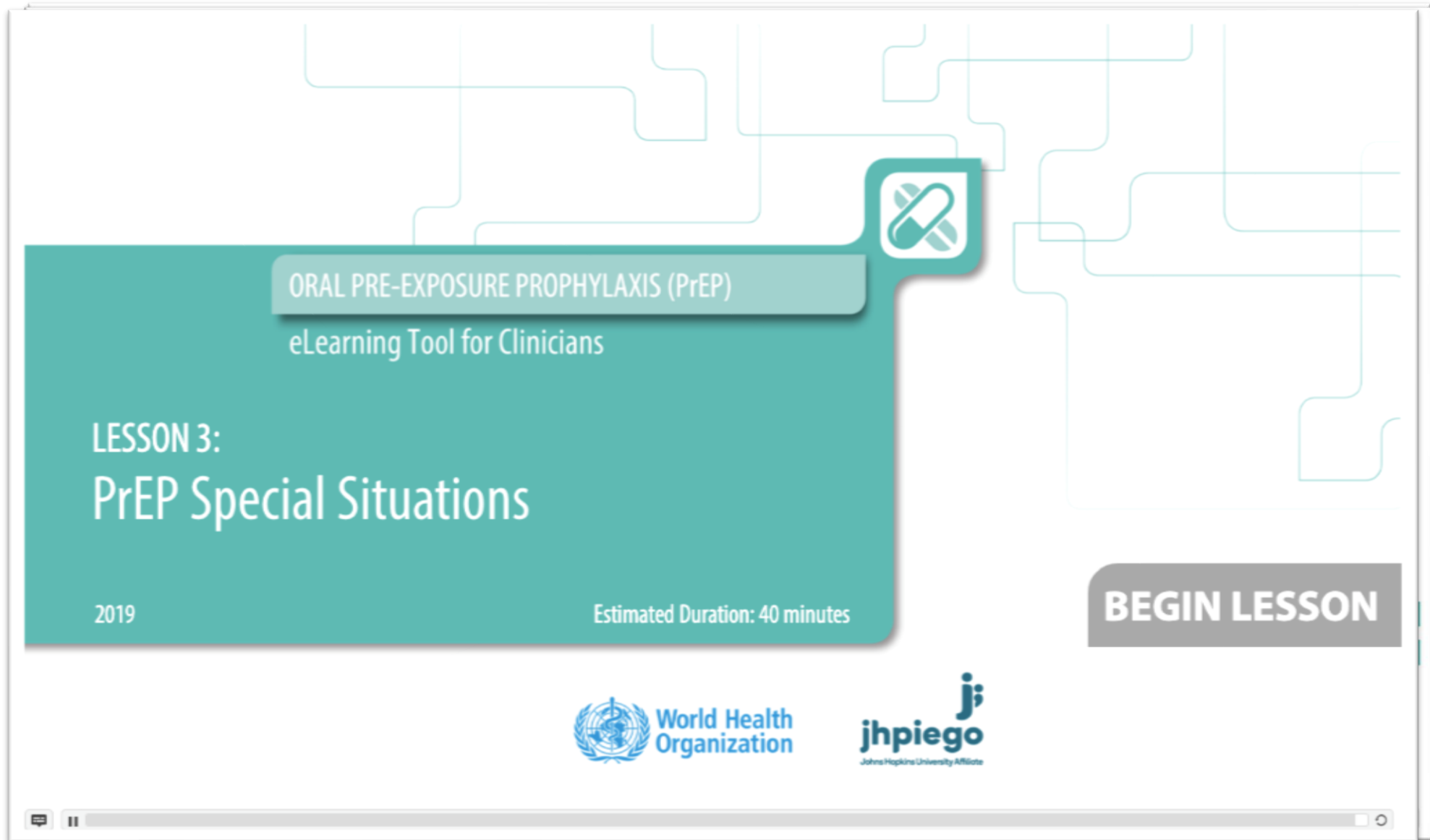
LESSON 2:
Initiating Oral PrEP in a Client

2019 Estimated Duration: 45 minutes

BEGIN LESSON

World Health Organization jhpigo
Johns Hopkins University Affiliate

Lesson 3: Special Clinical Situations





ORAL PRE-EXPOSURE PROPHYLAXIS (PrEP)
eLearning Tool for Clinicians


LESSON 3:
PrEP Special Situations


2019 Estimated Duration: 40 minutes

BEGIN LESSON

 World Health Organization

 **jhpiego**
Johns Hopkins University Affiliate

 World Health Organization

 **jhpiego**


Lesson 4: Counseling Clients/Avoiding Stigma


ORAL PRE-EXPOSURE PROPHYLAXIS (PrEP)
eLearning Tool for Clinicians


LESSON 4:
PrEP Counselling and Messaging
Considerations


2019 Estimated Duration: 45 minutes

BEGIN LESSON

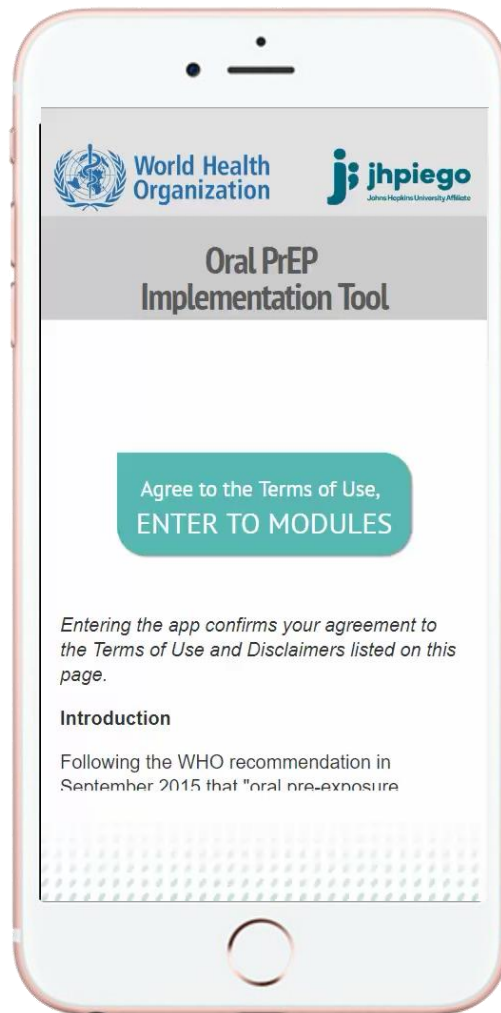
 World Health Organization

 jhpiego
Johns Hopkins University Affiliate


 World Health Organization

 jhpiego

Training Tool Complemented by App



Training Tool Complemented by App



Additional Details & Stay Tuned

- Online options for clinicians to provide feedback on content and functionality
- Aggregate performance to be monitored for problematic knowledge check and quiz questions
- Technical updates based upon user feedback and WHO updates in late 2019 and mid-2020
- English version available now at: www.hivoralprep.org
- Spanish version in development with plans for other translations
- Dissemination plans underway in coordination with WHO and PAHO to inform health ministries and programs of resources